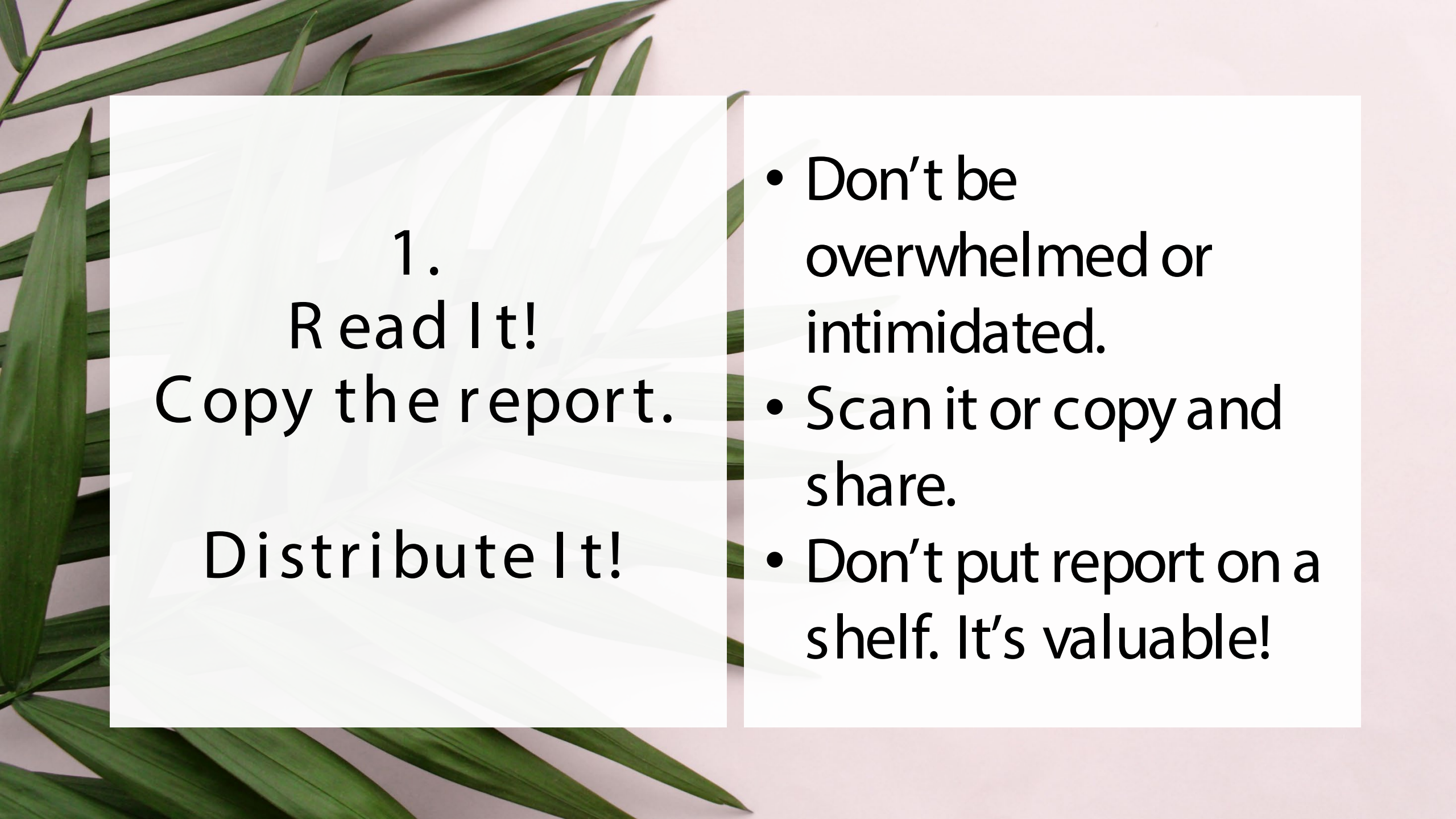




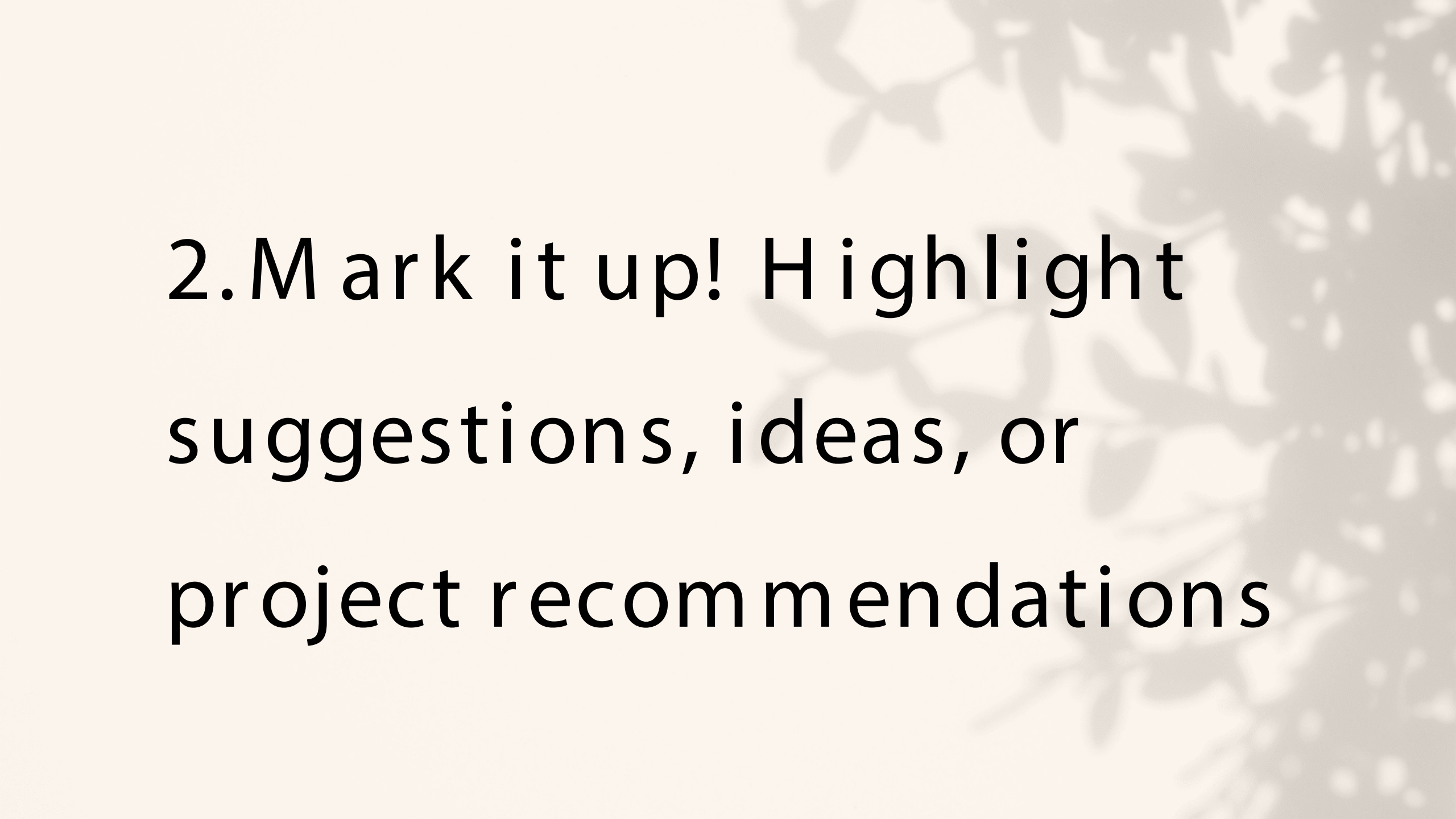
How to Successfully Implement the AIB Advisors Report



1.
Read It!
Copy the report.

Distribute It!

- Don't be overwhelmed or intimidated.
- Scan it or copy and share.
- Don't put report on a shelf. It's valuable!



2. Mark it up! Highlight
suggestions, ideas, or
project recommendations

Example

Village of Hawthorn Woods Suggestion Checklist

1. We recommend that the Community Profile prepared for the AIB judges' visit be included on your website and in printed form as part of the informational packet given to new residents. It provides an informative snapshot of all that is your Village of Hawthorn Woods.
2. We encourage Mayor Mancino and the Village of Hawthorn Woods to continue the fight with environmental efforts.
3. We suggest you look for a spot at the Department of Public Works (DPW), ideally visible to visitors, to create a propagation bed/row for daylilies. Encourage your community's many enthusiastic gardeners and city employees to donate a division from their own gardens. There is a huge spectrum of color, form, and bloom time in the daylily family, so try to create a variety in your plant stock. Give the plants enough room and a little time to form larger and larger clumps; then dig and divide to add color to public areas, such as around park signs; be sure to return a split or two to the nursery bed to keep the process going.
4. Consider establishing an annual garden tour featuring five or six residential gardens. The locations could be switched up each year. Enlist the two outstanding local garden centers, Hawthorn Gardens and Country Bumpkin, to pre-sell tickets for the tour. Set up a table manned by volunteers at each participating garden for visitors to sign up for a raffle featuring garden-related prizes purchased with proceeds from ticket sales. Those prizes could include gift certificates to be used at the Country Bumpkin and Hawthorn Gardens. Publicize the event on the city's website.
5. Consider the possibility for Hawthorn Woods. Provide a short menu of choices which perform well in your growing conditions. Perhaps limit the choices to native perennials for a continuing return on the installation of the selection. Let school children vote for their favorite and publicize the winner on the village website. Create a little excitement around the initiative and feature photos in your outstanding parks and recreation brochures and on the Village of Hawthorn Woods Facebook page. Once the choice is made, work with Hawthorn Gardens and the Country Bumpkin to insure the plants are readily available. Ask home owners' associations (HOAs) to include the flower in their gateway landscaping.
6. The Aquatic Center has included swathes of perennials and flowering shrubs to dress the front of the building and soften the concrete deck by providing colorful interest. It's an effective use of flowering plants, particularly where the yellow groupings echo the vibrant sculpture in front of the building. There are areas on the property, however, that could be enhanced similarly but with different plant choices. As you develop a list of native flowers to include in your monarch habitats and ponder the possible choice of a community flower, consider planting one or two of those options in the under-dressed areas at the Aquatic Center. This popular community gathering place is an excellent opportunity to showcase the importance of flowers for aesthetics and public health purposes. This is also an attractive site to include discrete plant markers to add an educational element, and even interpretive signage discussing the health benefits of flowering plants in the environment.
7. Where the sidewalk area in front of establishments permits, capacious container plantings of colorful annuals in the summer are a welcoming feature and we encourage local businesses to adopt the practice. Perhaps mall owners or developers can be charged with providing handsome containers that coordinate with the architectural design of the buildings. Tenants could assume the task of creatively planting the containers and keeping them watered. Such displays can be changed out in the autumn with mums, kale and pumpkins and other gourds, and dressed up for winter with evergreens, cones, and interesting sticks or bare branches to add height. Color and textural interest are enticing to passersby and send the message that the business owner cares about its clients and its community. That, in turn, is good for the bottom line.
8. Certainly the loosestrife needs to be removed to stop its spread, the sooner the better; in conjunction with the mitigation of loosestrife consider an initiative to augment color around the lakes with native plants that put on a show. One stunning native plant to consider near the water is red cardinal flower, a hummingbird magnet. Another option might be the stately queen-of-the-prairie, a lovely native plant that is listed as threatened in Illinois. Because of the dense growth near the water's edge, the most effective means of successfully introducing the change is through inserting healthy plant plugs using a dibble or Japanese hori-hori knife to create just enough space to slip them in.
9. With so many outstanding residential landscapes in the community, consider initiating a "yard of the month" or similar recognition of landscapes that raise the bar for excellence and give the Joneses something for which to strive.
10. We would, however, be remiss in not mentioning that the sign next to the highway needs landscaping with enough visual weight to offset its size and somewhat neutralize the reader board messaging. We applaud the effort it took to install the plant material we saw during our visit, but we suggest rethinking the design to include some evergreen specimens to add perceived balance to the sign.

3. Compile Activity List for 2026

Assign a person to each project

- Materials List
- Volunteers
- Timeline to Completion

Suggestion		Materials/Cost	Person Responsible	Timeline
1	Add to your celebration of the night sky by organizing a family camp-out, to fall asleep under the stars, during the Perseid showers (August) in the town park.	\$0.00	Kim	Q2-2026
2	The judges love how Hawthorn Woods embraces its rural aesthetic by using farm implements as sculptures. For the holidays, consider decorating them with string of LED lights or with garlands of greenery and red ribbons to add further interest as part of your Hometown Holiday displays.	\$25.00 (pumpkins)	Amy	Q4-2025
3	Consider pushing those boundaries and reach out to horticulture students at area colleges, garden clubs or Master gardeners for help in designing and maintaining expanded plantings at entranceways and larger container for key areas.	\$0.00 (donations)	Chris	Q1-2026
4	Hanging baskets welcome visitors to a neighborhoods or community, provide focal points and add to the appeal of outdoor areas, creating a more inviting and interesting atmosphere. While Hawthorn Woods lacks telephone and electric poles to support hanging baskets, there is a way to add "pop" in public places and drama to gardens with strategically placed, elevated plant baskets.	\$0.00 (donations)	Ryan	Q4-2025

“The judges love how Hawthorn Woods embraces its rural aesthetic by using farm implements as sculptures.”





“Such displays can be changed out in the autumn with mums, kale and pumpkins and other gourds, and dressed up for winter with evergreens, cones, and interesting sticks or bare branches to add height.”

Village of Hawthorn Woods – “Stumpy” Evolution



Seasonal Displays



“Certainly, the loosestrife needs to be removed to stop its spread, the sooner the better; in conjunction with the mitigation of loosestrife consider an initiative to augment color around the lakes with native plants that put on a show.”





“One stunning native plant to consider near the water is red cardinal flower, a hummingbird magnet”

“Hanging baskets welcome visitors to a neighborhoods or community, provide focal points and add to the appeal of outdoor areas...there is a way to add "pop" in public places with strategically placed, elevated plant baskets.”

Before



After



Before



“While Hawthorn Woods lacks telephone and electric poles to support hanging baskets, there is a way to add "pop" in public places”



After



After



“With so many outstanding residential landscapes in the community, consider initiating a “yard of the month” that raises the bar of excellence and give the Joneses something for which to strive.”





“We suggest you look for a spot at the Department of Public Works, ideally visible to visitors, to create a propagation bed/row for daylilies.”



A photograph of a stone wall with the word "Before" overlaid in yellow text. The wall is made of irregular, light-colored stones with visible mortar joints. The text is positioned in the upper left corner of the image.

Before

A quote box with a green border containing text about incorporating a logo into various village marketing items. The text is centered within the box and reads: "Consider incorporating the logo into bridge abutments, street signs, public facility signage, interpretative signage and any other marketing item the village uses".

“Consider incorporating the logo into bridge abutments, street signs, public facility signage, interpretative signage and any other marketing item the village uses”

After



4. Meet with Local Groups

City Manager

Parks Director

School Environmental Clubs

Service Clubs

Organization to Adopt Projects

5. Funding Key Projects (Ask for Help – Not Money)

Fundraising Ideas

- City budget discussions
- Sponsorships from businesses
- Schools/ landscapers/ nature clubs
- Community plant sales/ donations



6. Plan & Design Your Project

- ❖ Scope of permits
- ❖ Price comparisons
- ❖ Handout page



Example



2 LAGOON DRIVE
HAWTHORN WOODS, IL. 60047 Phone: (847)
438-5500
FAX: (847) 438-1459
SUBMIT PERMIT DOCUMENTS TO: PERMITS@VHW.ORG

OFFICE USE ONLY
Permit #
Date Received:
Date Applied:
Date Issued:
Fire District:
Payment By: CC <input type="checkbox"/> Check <input type="checkbox"/> Cash <input type="checkbox"/>

COMMERCIAL BUILDING PERMIT APPLICATION

Job Site Information	General Contractor	
Address:	Name/Contact:	
PIN:	Address:	
New Construction <input type="checkbox"/> Addition/Alteration <input type="checkbox"/>	PH:	
Property Owner Information		
Name:		
Mailing Address:		
City:	State	Zip:
Phone:(H)	(C)	
FAX:	Email	
Tenant Information (if applicable)		
Name:		
Address:		
City:	State:	Zip:
Phone:(H)	(C)	
FAX:	Email:	
Description of Work:		
Total Cost of Project		
\$		

- Are there existing drainage issues? Y N - If so, please describe in detail above.
- Will ditch line work and/or a culvert replacement be performed? Y N
- Does construction require a new or modified fire suppression system? Y N

I hereby certify that the proposed work is authorized by the owner of record and that I have been authorized by the owner to submit this application. All information provided herein is true and correct and all provisions of the ordinances of the Village of Hawthorn Woods shall be complied with. It is the applicant's responsibility to comply with the owners association restrictions if one has been established. No error or omission in either the plans or application, whether approved by the Building Official or not, shall permit or relieve the applicant from constructing in any other manner than that provided for in the ordinance of this Village.

Signature of Property Owner/Contractor



7. Place
order for
supplies,
donations.

The background of the slide features a close-up, vertical view of several green leaves, likely from a plant like a peace lily. The leaves are vibrant green and have a smooth, slightly glossy texture. They are arranged in a way that creates a sense of depth and movement, with some leaves in the foreground and others receding into the background. The lighting is soft, highlighting the veins of the leaves.

8. Organize Your

Volunteers

Pick a date with
2 to 3 weeks
lead time

Volunteers



9. Make it a fun day of service!



Bring treats on
project day


Take before &
after photos

Before



After









10. Share Success Stories

Send thank you notes to sponsors,
volunteers, advisors, grantors, and
to America in Bloom.

Success is where preparation and
opportunity meet! (Bobby Unser)

Thank You!

